


NEBU LAMP

PRODUCT INFORMATION





Technical Specifications

Dimensions: 5.3"L x 5.2"W x 7.8"H

Included Standard Bulb: Soft White 500L (5W) LED

Cord: Black / 8ft / Rocker Switch / Type A / 110V - 230V

Socket: E26/27

Weight: 1.26 lbs

Tip: Removeable

- The lid and diffuser are removeable if desired to give your lamp a different aesthetic.

To give your lamp a more soft glow, keep the diffuser inserted.

For re-inserting the diffuser and lid, please see the next page for instructions.

Lid

Diffuser

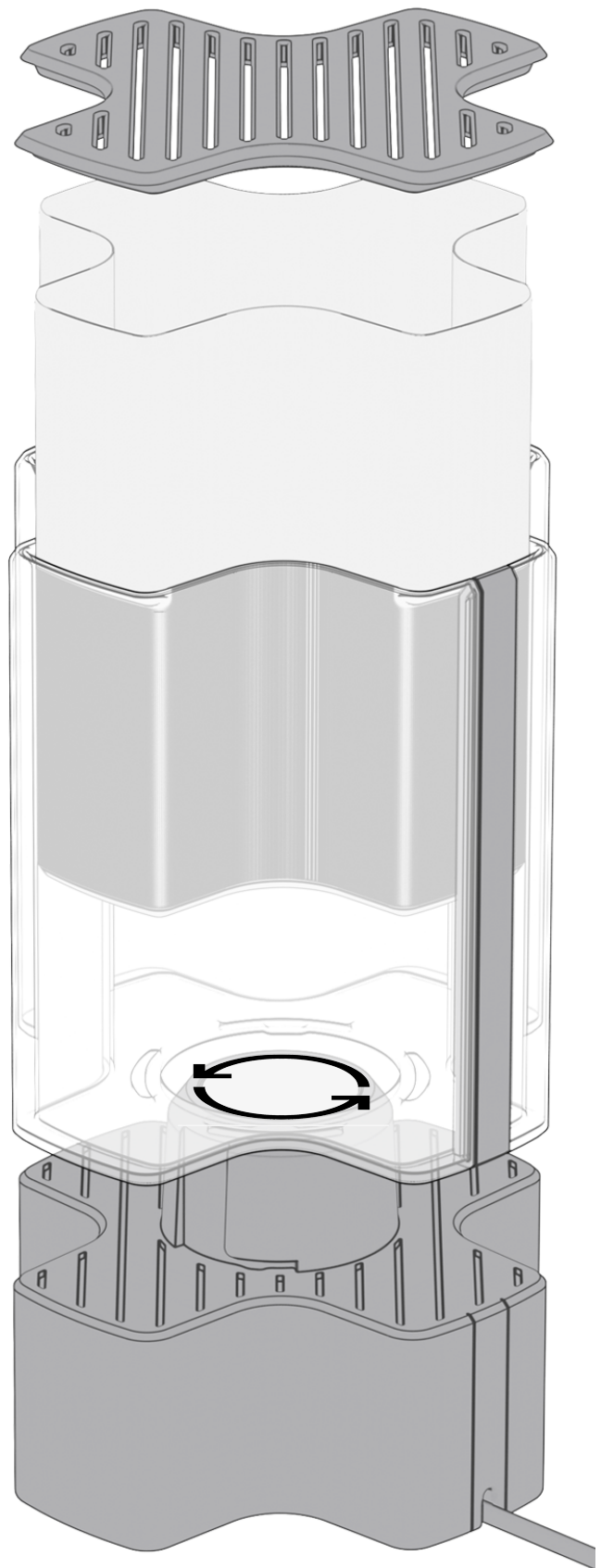


Lamp Shade Assembly

- Insert the lamp shade onto the base and ensure the notches located at the bottom of the lamp shade align with the grooves of the base. With the lamp upright:

Removing : Twist the base **clockwise** untill you feel a slight pressure lock release

Attaching: Twist the base **counterclockwise** untill you feel a slight pressure lock engage



Additional Information:

Care: Keep away from wet/damp areas and intense heat sources (e.g., stoves, direct sunlight, or outdoor exposure). Indoor use only. Always place your lamp on a stable surface.

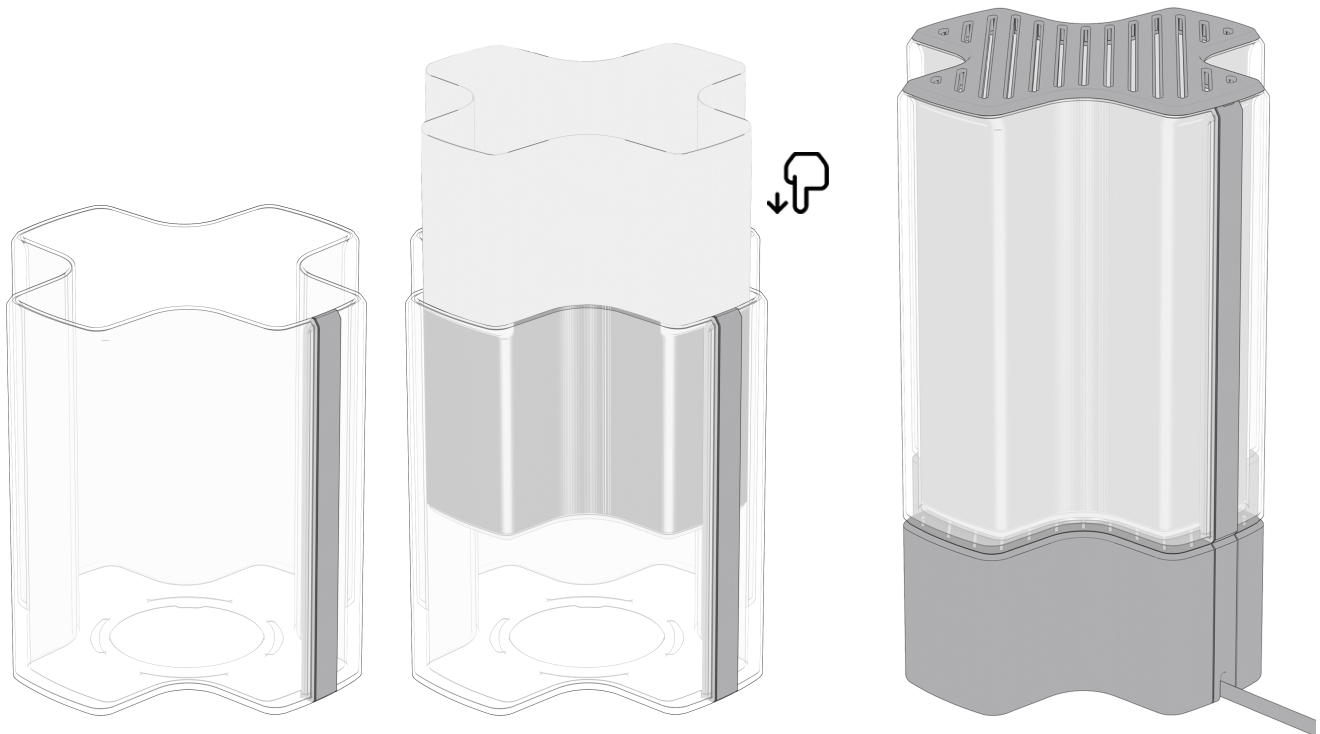
Recommendations: Use only low-wattage LED bulbs (10W or less). Do not use halogen or incandescent bulbs, as they generate excessive heat

Cleaning: Slightly damp or dry micro-fiber cloth. Avoid harsh/abrasive cleaners



Installing the Diffuser + Lid

To reinstall the diffuser and lid, follow this recommended method for the easiest setup



Step 1: Diffuser installation

Set the lampshade aside. Slide the diffuser into the lamp shade. Ensure the diffuser is pushed all the way down.

Tip: - Diffuser is symmetrical and can be inserted in any direction.
- This can be done with the lamp shade assembled or dis-assembled on the base.

Step 2: Putting on the lid

Align the lid to the lamp shade and push down with slight pressure to secure it in.

(Assemble the rest of the lamp if needed)



Disclaimer & Safety Notice

This product is designed for use with low-wattage LED bulbs only (maximum 10W or less).
Only replace with low-wattage, UL/ETL listed LED light bulbs.
Do **not** use incandescent, halogen, or other high-heat bulbs, as they may cause overheating and damage.

The lamp body includes 3D-printed parts made from heat-sensitive materials
Do not expose to excessive heat, direct sunlight, or moisture. Indoor use only.

The included bulb is third-party
All warranties and support are provided by the bulb manufacturer.
Brand names and trademarks are the property of their respective owners and are used only to identify the bulb.

This product is not a toy. Keep out of reach of children and pets.
Do not leave the lamp unattended while powered on for extended periods.
Do not submerge the lamp in water.
Do not tamper with the electrical components.

Stop use immediately if you notice any signs of damage, unusual odors, discoloration,
unusual heat, or frayed wiring.

Please follow these safety guidelines to ensure proper use. Moodform is not responsible for any issues
resulting from misuse or unauthorized changes.

Please reach out if you have any questions.

© Moodformstudio. All rights reserved.

